


CM84E 2 stage trigger

Adjustment screw for the first stage travel
(turning clockwise = shorten travel)






Adjustment screw to setting the trigger-stop
(turning clockwise= short run)

Adjustment screw on the left side:
first stage weight setting
(turning clockwise = increases load)

Adjustment screw on the right side:
second stage weight setting
(turning clockwise = increases load)
Attention: to avoid accidental shots
don't set it below 50gr.

Replacement springs for different weights parameters:

		
Light 5-22gr	Medium 22-160gr	Strong 160-900gr